

# TEST REPORT

Eye & Face Tracking Kit for Valve Index (VR Headset)  
Test Model: FFVR-INDEX-V2  
Additional Models: /

Report Number : LCSB03236073S

Applicant : FaceFocusVR-Henrik Sopart  
Address : [REDACTED]  
Germany

Manufacturer : FaceFocusVR-Henrik Sopart  
Address : [REDACTED]  
Germany

Prepared by : Shenzhen Southern LCS Compliance Testing Co., Ltd.  
Address : 101-201, Building 39, Xialang Industrial Zone, Heshuikou  
Community, Matian Street, Guangming District, Shenzhen,  
China

Date of receipt sample : April 10, 2026  
Date of test : April 16, 2026  
Date of issue : April 17, 2026

**Remarks:**

The results shown in this test report refer only to the sample(s) tested, this test report cannot be reproduced, except in full. without prior written permission of the company, The report would be invalid without specific stamp of test institute and the signatures of approver.



<b>TEST REPORT</b>		
<b>Testing Laboratory</b> .....:	Shenzhen Southern LCS Compliance Testing Co., Ltd. 101-201, Building 39, Xialang Industrial Zone, Heshuikou Community, Matian Street, Guangming District, Shenzhen, China	
<b>Test Specification:</b>		
<b>Standard</b> .....:	EN 62471: 2008 Photobiological safety of lamps and lamp systems	
<b>Test item description</b> .....:	Eye & Face Tracking Kit for Valve Index (VR Headset)	
<b>Trademark</b> ..... :	/	
<b>Test Model/Type</b> .....:	FFVR-INDEX-V2	
<b>Rating</b> ..... :	DC5V, 400mA	
<b>Test Results</b> .....	Please see the following test data	
<b>Prepare by</b> ..... :	Zero Huang (Project Engineer)	<i>Zero Huang</i>
<b>Check by</b> ..... :	Ian Luo (Director)	<i>Ian Luo</i>
<b>Approved by</b> .....	Jesse Liu (Manager)	<i>Jesse Liu</i>
<b>Test Report Form No</b> ..... :	TRF-4-S-106 A/0	
<b>TRF Originator</b> .....:	Shenzhen Southern LCS Compliance Testing Co., Ltd.	
<b>Master TRF</b> ..... :	/	
<p><b>Shenzhen Southern LCS Compliance Testing Co., Ltd. All rights reserved.</b></p> <p>This publication may be reproduced in whole or in part for non-commercial purposes as long as the Shenzhen Southern LCS Compliance Testing Co., Ltd. is acknowledged as copyright owner and source of the material. Shenzhen Southern LCS Compliance Testing Co., Ltd. takes no responsibility for and will not assume liability for damages resulting from the reader's interpretation of the reproduced material due to its placement and context.</p>		

**Test item particulars**

Lamp Type.....: Other  
 Emission Condition.....:  Continuous wave emission  Pulse emission

**Test case verdicts**

Test case does not apply to the test object : N (N/A)  
 Test item does meet the requirement .....: P(Pass)  
 Test item does not meet the requirement ...: F(Fail)

**Testing**

Date of receipt of test item .....: April 10, 2026  
 Date(s) of performance of test .....: April 16, 2026

Lamp classification group.....:  Exempt  Risk 1  Risk 2  Risk 3

**General remarks**

This report shall not be reproduced except in full without the written approval of the testing laboratory.  
 The test results presented in this report relate only to the item tested.  
 "(see remark #)" refers to a remark appended to the report.  
 "(see Annex #)" refers to an annex appended to the report.  
 Throughout this report a comma is used as the decimal separator.  
 The general information of applicant and manufacturer (such as the name and address), product name, model/type reference, trademark and other similar information contained in this report are all provided by the applicant, the laboratory is not responsible for verifying its authenticity.

Modified Information

Version	Report No.	Revision Data	Summary
000	LCSB03236073S	/	Original Version

**Remark**

1. Measurement was conducted at voltage DC5V and a stable ambient temperature 25 ± 1°C.
2. The report includes: Attachment 1(S) of product photos.

**Model list**

Model	Rating	CCT.
FFVR-INDEX-V2	DC5V, 400mA	N/A

**LED specification:**

Test position	Model	Manufacturer	V <sub>F</sub> (V)	I <sub>F</sub> (mA)
Eye Module	CSL1501RW1	ROHM	1.4 - 1.5	6.06
Face Module	XL-3216HIRC-850	XINGLIGHT	1.4 - 1.6	9.1

EN 62471			
Clause	Requirement - Test	Result - Remark	Verdict
<b>4</b>	<b>EXPOSURE LIMITS</b>		<b>P</b>
4.1	General		P
	The exposure limits in this standard apply to continuous sources where the exposure duration is not less than 0,01 ms and not more than any 8-hour period, and should be used as guides in the control of exposure. The values should not be regarded as precisely defined lines between safe and unsafe levels.		P
	Detailed spectral data of a light source are generally required only if the luminance of the source exceeds $10^4 \text{ cd}\cdot\text{m}^{-2}$ .		P
4.2	Specific factors involved in the determination and application of retinal exposure limits		P
4.2.1	Pupil diameter		P
4.2.2	Angular subtense of source and measurement field-of-view		P
4.3	Hazard exposure limits		P
4.3.1	Actinic UV hazard exposure limit for the skin and eye		P
	The limits for exposure to ultraviolet radiation incident upon the unprotected skin or eye apply to exposure within any 8-hour period.		P
	To protect against injury of the eye or skin from ultraviolet radiation exposure produced by a broadband source, the effective integrated spectral irradiance, $E_s$ , of the light source shall not exceed the levels defined by:		P
	$E_s \cdot t = \sum_{200}^{400} \sum_t E_\lambda(\lambda, t) \cdot S_{UV}(\lambda) \cdot \Delta t \cdot \Delta \lambda \leq 30 \text{ J}\cdot\text{m}^{-2}$		P
	The permissible time for exposure to ultraviolet radiation incident upon the unprotected eye or skin shall be computed by:		P
	$t_{\max} = \frac{30}{E_s} \text{ S}$		P
4.3.2	Near-UV hazard exposure limit for the eye		P
	For the spectral region 315 nm to 400 nm (UV-A) the total radiant exposure to the eye shall not exceed $10000 \text{ J}\cdot\text{m}^{-2}$ for exposure times less than 1000 s. For exposure times greater than 1000 s (approximately 16 minutes) the UV-A irradiance for the unprotected eye, EUVA, shall not exceed $10 \text{ W}\cdot\text{m}^{-2}$		P

EN 62471			
Clause	Requirement - Test	Result - Remark	Verdict
	$E_{UVA} \cdot t = \sum_{315}^{400} \sum_t E_{\lambda}(\lambda, t) \cdot \Delta t \cdot \Delta \lambda \leq 10000$ J•m <sup>-2</sup>	t < 1000 s	P
	The permissible time for exposure to ultraviolet radiation incident upon the unprotected eye fortimes less than 1000 s, shall be computed by:		P
	$t_{max} \leq \frac{10000}{E_{UVA}} \quad S$		P
4.3.3	Retinal blue light hazard exposure limit		P
	To protect against retinal photochemical injury from chronic blue-light exposure, the integrated spectral radiance of the light source weighted against the blue-light hazard function, B(λ), i.e., the blue light weighted radiance, LB, shall not exceed the levels defined by:		P
	$L_B \cdot t = \sum_{300}^{700} \sum_t L_{\lambda}(\lambda, t) \cdot B_{(\lambda)} \cdot \Delta t \cdot \Delta \lambda \leq 10^6$ J•m <sup>-2</sup> •sr <sup>-1</sup>	for t ≤ 10 <sup>4</sup> s	N
	$L_B = \sum_{300}^{700} L_{\lambda} \cdot B_{(\lambda)} \cdot \Delta \lambda \leq 100 \quad W \cdot m^{-2} \cdot sr^{-1}$	for t > 10 <sup>4</sup> s	P
4.3.4	Retinal blue light hazard exposure limit - small source		N
	Thus the spectral irradiance at the eye Eλ, weighted against the blue-light hazard function B(λ) (see Table 4.2) shall not exceed the levels defined by:		N
	$E_B \cdot t = \sum_{300}^{700} \sum_t E_{\lambda}(\lambda, t) \cdot B(\lambda) \cdot \Delta t \cdot \Delta \lambda \leq 100$ J•m <sup>-2</sup>	for t ≤ 100s	N
	$E_B = \sum_{300}^{700} E_{\lambda} \cdot B(\lambda) \cdot \Delta \lambda \leq 1 \quad W \cdot m^{-2}$	for t > 100s	N
4.3.5	Retinal thermal hazard exposure limit		P
	To protect against retinal thermal injury, the integrated spectral radiance of the light source, L λ , weighted by the burn hazard weighting function R( λ ) (from Figure 4.2 and Table 4.2), i.e., the burn hazard weighted radiance, shall not exceed the levels defined by:		P
	$L_R = \sum_{380}^{1400} L_{\lambda} \cdot R(\lambda) \cdot \Delta \lambda \leq \frac{50000}{\alpha \cdot t^{0,25}}$ W•m <sup>-2</sup> •sr <sup>-1</sup>	(10μs ≤ t ≤ 10s)	P
4.3.6	Retinal thermal hazard exposure limit – weak visual stimulus		P

EN 62471			
Clause	Requirement - Test	Result - Remark	Verdict
	For an infrared heat lamp or any near-infrared source where a weak visual stimulus is inadequate to activate the aversion response, the near infrared (780 nm to 1400 nm) radiance, L <sub>IR</sub> , as viewed by the eye for exposure times greater than 10 s shall be limited to:		P
	$L_{IR} = \sum_{780}^{1400} L_{\lambda} \cdot R(\lambda) \cdot \Delta\lambda \leq \frac{6000}{\alpha} \quad W \cdot m^{-2} \cdot sr^{-1}$	t > 10s	P
4.3.7	Infrared radiation hazard exposure limits for the eye		P
	To avoid thermal injury of the cornea and possible delayed effects upon the lens of the eye (cataractogenesis), ocular exposure to infrared radiation, E <sub>IR</sub> , over the wavelength range 780 nm to 3000 nm, for times less than 1000 s, shall not exceed:		N
	$E_{IR} = \sum_{780}^{3000} E_{\lambda} \cdot \Delta\lambda \leq 18000 \cdot t^{-0,75} \quad W \cdot m^{-2}$	t ≤ 1000s	N
	For times greater than 1000 s the limit becomes:		P
	$E_{IR} = \sum_{780}^{3000} E_{\lambda} \cdot \Delta\lambda \leq 100 \quad W \cdot m^{-2}$	t > 1000s	P
4.3.8	Thermal hazard exposure limit for the skin		P
	Visible and infrared radiant exposure (380 nm to 3000 nm) of the skin shall be limited to:		P
	$E_H \cdot t = \sum_{380}^{3000} \sum_t E_{\lambda}(\lambda, t) \cdot \Delta t \cdot \Delta\lambda \leq 20000 \cdot t^{0,25} \quad J \cdot m^{-2}$	t ≤ 10s	P

EN 62471			
Clause	Requirement - Test	Result - Remark	Verdict
<b>5</b>	<b>MEASUREMENT OF LAMPS AND LAMP SYSTEMS</b>		<b>P</b>
5.1	Measurement conditions		P
	Measurement conditions shall be reported as part of the evaluation against the exposure limits and the assignment of risk classification.		P
5.1.1	Lamp ageing (seasoning).....:		P
	Seasoning of lamps shall be done as stated in the appropriate IEC lamp standard.		P
5.1.2	Test environment.....:		P
	For specific test conditions, see the appropriate IEC lamp standard or in the absence of such standards, the appropriate national standards or manufacturer's recommendations.		P
5.1.3	Extraneous radiation.....:		P
	Careful checks should be made to ensure that extraneous sources of radiation and reflections do not add significantly to the measurement results.		P
5.1.4	Lamp operation.....:		P
	Operation of the test lamp shall be provided in accordance with:		P
	--the appropriate IEC lamp standard.		P
	--the lamp manufacturer's recommendation		N
5.1.5	Lamp system operation.....:		P
	The power source for operation of the test lamp shall be provided in accordance with		P
	--the appropriate IEC standard.		P
	-- the lamp manufacturer's recommendation		N
5.2	Measurement procedure		P
5.2.1	Irradiance measurements.....:		P
	minimum input aperture diameter of 7 mm		P
	maximum input aperture diameter of 50 mm		P
	The measurement shall be made in that position of the beam giving the maximum reading.		P
	The measurement instrument is adequate calibrated		P
5.2.2	Radiance measurements..... :		P
5.2.2.1	Standard method.....:		P
	The measurement made with an optical system		P

EN 62471			
Clause	Requirement - Test	Result - Remark	Verdict
	The instrument shall be calibrated to read in absolute incident radiant power per unit receiving area and per unit solid angle of acceptance averaged over the field of view (FOV) of the instrument.		P
5.2.2.2	Alternative method.....:		N
	Alternative to an imaging radiance set-up, an irradiance measurement set-up with a circular field stop placed at the source can be used to perform radiance measurements		N
5.2.3	Measurement of source size.....:		P
	The determination of $\alpha$ , the angle subtended by a source, requires the determination of the 50% emission point of the source		P
5.2.4	Pulse width measurement for pulsed sources.....:		N
	The determination of $\Delta t$ , the nominal pulse duration of a source, requires the determination of the time during which the emission is > 50% of its peak value.		N
5.3	Analysis methods		P
5.3.1	Weighting curve interpolations.....:		P
	The standardized interpolated values, use linear interpolation on the log of given values to obtain intermediate point at the wavelength intervals desired.		P
5.3.2	Calculations.....:		P
	The calculation of source hazard values shall be performed by weighting the spectral scan by the appropriate function and calculating the total weighted energy.		P
5.3.3	Measurement uncertainty.....:		P
	The quality of all measurement results must be quantified by an analysis of the uncertainty.		P
6	LAMP CLASSIFICATION		P
	For the purposes of this standard it was decided that the values shall be reported as follows:		P
	for lamps intended for general lighting service (GLS), the hazard values shall be reported as either irradiance or radiance values at a distance which produces an illuminance of 500 lux, but not at a distance less than 200 mm;		N
	for all other light sources, including pulsed lamp sources, the hazard values shall be reported at a distance of 200 mm.		P
6.1	Continuous wave lamps		P

EN 62471			
Clause	Requirement - Test	Result - Remark	Verdict
6.1.1	Exempt group	See at table 6.1 Eye Module, See at table 6.1 Face Module	P
	The exempt group are lamps, which does not pose any photobiological. This requirement is met by any lamp that does not pose		P
	--an actinic ultraviolet hazard ( <i>E<sub>s</sub></i> ) within 8-hours exposure (30000 s), nor		P
	--a near-UV hazard ( <i>EUVA</i> ) within 1000 s, (about 16 min) nor		P
	--a retinal blue-light hazard ( <i>LB</i> ) within 10000 s (about 2,8 h), nor		P
	--a retinal thermal hazard ( <i>LR</i> ) within 10 s, nor		P
	--an infrared radiation hazard for the eye ( <i>EIR</i> ) within 1000 s.		P
6.1.2	Risk Group 1 (Low-Risk)		N
	In this group are lamps, which exceeds the limited for the exempt group but that does not pose:		N
	--an actinic ultraviolet hazard ( <i>E<sub>s</sub></i> ) within 10000 s, nor		N
	--a near ultraviolet hazard ( <i>EUVA</i> ) within 300 s, nor		N
	--a retinal blue-light hazard ( <i>LB</i> ) within 100 s, nor		N
	--a retinal thermal hazard ( <i>LR</i> ) within 10 s, nor		N
	--an infrared radiation hazard for the eye ( <i>EIR</i> ) within 100 s.		N
	lamps that emit infrared radiation without a strong visual stimulus (i.e., less than 10 cd•m <sup>-2</sup> ) and do not pose a near-infrared retinal hazard ( <i>LIR</i> ), within 100 s are in Risk Group 1 (Low-Risk).		N
6.1.3	Risk Group 2 (Moderate-Risk)		N
	This requirement is met by any lamp that exceeds the limits for risk Group 1, but that does not pose:		N
	--an actinic ultraviolet hazard ( <i>E<sub>s</sub></i> ) within 1000 s exposure, nor		N
	--a near ultraviolet hazard ( <i>EUVA</i> ) within 100 s, nor		N
	--a retinal blue-light hazard ( <i>LB</i> ) within 0,25 s (aversion response), nor		N
	--a retinal thermal hazard ( <i>LR</i> ) within 0,25 s (aversion response), nor		N
	--an infrared radiation hazard for the eye ( <i>EIR</i> ) within 10 s.		N

EN 62471			
Clause	Requirement - Test	Result - Remark	Verdict
	lamps that emit infrared radiation without a strong visual stimulus (i.e., less than 10 cd•m <sup>-2</sup> ) and do not pose a near infrared retinal hazard (LIR) within 10 s are in Risk Group 2 (Moderate-Risk).		N
6.1.4	Risk Group 3 (High-Risk)		N
	Lamps which exceed the limits for Risk Group 2 (Moderate-Risk) are in Risk Group3 (High-Risk).		N
6.2	Pulsed lamps		N
	Pulsed lamp criteria shall apply to a single pulse and to any group of pulses within 0.25 second.		N
	A pulsed lamp shall be evaluated at the highest nominal energy loading as specified by the manufacturer		N
	The risk group determination of the lamp being tested shall be made as follows:		N
	-- A lamp that exceeds the exposure limit shall be classified as belonging to Risk Group 3 (High-Risk).		N
	-- For single pulsed lamps, a lamp whose weighted radiant exposure or weighted radiance dose is below the EL shall be classified as belonging to the Exempt Group.		N
	-- For repetitively pulsed lamps, a lamp whose weighted radiant exposure or weighted radiance dose is below the EL, shall be evaluated using the Continuous wave risk criteria discussed in clause 6.1, using time averaged values of the pulsed emission.		N

<b>Table 4.1</b>		<b>Spectral weighting function for assessing ultraviolet hazards for skin and eye.</b>		<b>P</b>
<b>Wavelength<sup>1</sup> <math>\lambda</math>, nm</b>	<b>UV hazard function SUV(<math>\lambda</math>)</b>	<b>Wavelength <math>\lambda</math>, nm</b>	<b>UV hazard function SUV(<math>\lambda</math>)</b>	
200	0,030	313*	0,006	
205	0,051	315	0,003	
210	0,075	316	0,0024	
215	0,095	317	0,0020	
220	0,120	318	0,0016	
225	0,150	319	0,0012	
230	0,190	320	0,0010	
235	0,240	322	0,00067	
240	0,300	323	0,00054	
245	0,360	325	0,00050	
250	0,430	328	0,00044	
254*	0,500	330	0,00041	
255	0,520	333*	0,00037	
260	0,650	335	0,00034	
265	0,810	340	0,00028	
270	1,000	345	0,00024	
275	0,960	350	0,00020	
280	0,960	350	0,00020	
285	0,880	355	0,00016	
290	0,770	360	0,00013	
295	0,540	370	0,00009	
297*	0,460	375	0,000077	
300	0,300	380	0,000064	
303*	0,120	385	0,000053	
305	0,060	390	0,000044	
308	0,026	395	0,000036	
310	0,015	400	0,000030	

1 Wavelengths chosen are representative: other values should be obtained by logarithmic interpolation at intermediate wavelengths.  
\* Emission lines of a mercury discharge spectrum.

Table 4.2 Spectral weighting functions for assessing retinal hazards from broadband optical sources		P
Wavelength nm	Blue-light hazard function B ( $\lambda$ )	Burn hazard function R ( $\lambda$ )
300	0,01	
305	0,01	
310	0,01	
315	0,01	
320	0,01	
325	0,01	
330	0,01	
335	0,01	
340	0,01	
345	0,01	
350	0,01	
355	0,01	
360	0,01	
365	0,01	
370	0,01	
375	0,01	
380	0,01	0,1
385	0,013	0,13
390	0,025	0,25
395	0,05	0,5
400	0,10	1,0
405	0,20	2,0
410	0,40	4,0
415	0,80	8,0
420	0,90	9,0
425	0,95	9,5
430	0,98	9,8
435	1,00	10,0
440	1,00	10,0
445	0,97	9,7
450	0,94	9,4
455	0,90	9,0
460	0,80	8,0
465	0,70	7,0
470	0,62	6,2
475	0,55	5,5
480	0,45	4,5
485	0,40	4,0
490	0,22	2,2
495	0,16	1,6
500-600	$10^{[(450-\lambda)/50]}$	1,0
600-700	0,001	1,0
700-1050		$10^{[(700-\lambda)/500]}$
1050-1150		0,2
1150-1200		$0,2 \cdot 10^{0,02(1150-\lambda)}$
1200-1400		0,02

Table 5.4 Summary of the ELs for the surface of the skin or cornea (irradiance based values)					P
Hazard Name	Relevant equation	Wavelength range nm	Exposure duration sec	Limiting aperture rad (deg)	EL in terms of constant irradiance $W \cdot m^{-2}$
Actinic UV skin & eye	$E_s = \sum E_\lambda \cdot S(\lambda) \cdot \Delta\lambda$	200 – 400	< 30000	1,4 (80)	30/t
Eye UV-A	$EUVA = \sum E_\lambda \cdot \Delta\lambda$	315 – 400	$\leq 1000$ >1000	1,4 (80)	10000/t 10
Blue-light small source	$E_B = \sum E_\lambda \cdot B(\lambda) \cdot \Delta\lambda$	300 – 700	$\leq 100$ >100	< 0,011	100/t 1,0
Eye IR	$E_{IR} = \sum E_\lambda \cdot \Delta\lambda$	780 – 3000	$\leq 1000$ >1000	1,4 (80)	18000/t <sup>0.75</sup> 100
Skin thermal	$E_H = \sum E_\lambda \cdot \Delta\lambda$	380 – 3000	< 10	2π sr	20000/t <sup>0.75</sup>

Table 5.5 Summary of the ELs for the retina (radiance based values)					P
Hazard Name	Relevant equation	Wavelength range nm	Exposure duration sec	Field of view radians	EL in terms of constant irradiance $W \cdot m^{-2} \cdot sr^{-1}$
Blue light	$L_B = \sum L_\lambda \cdot B(\lambda) \cdot \Delta\lambda$	300 – 700	0,25 – 10	0,011 · √(t/10)	10 <sup>6</sup> /t
			10-100	0,011	10 <sup>6</sup> /t
			100-10000	0,0011 · √t	10 <sup>6</sup> /t
			≥10000	0,1	100
Retinal thermal	$L_R = \sum L_\lambda \cdot R(\lambda) \cdot \Delta\lambda$	380 – 1400	< 0,25	0,0017	50000/(α · t <sup>0.25</sup> )
			0,25 – 10	0,011 · √(t/10)	50000/(α · t <sup>0.25</sup> )
Retinal thermal (weak visual stimulus)	$L_{IR} = \sum L_\lambda \cdot R(\lambda) \cdot \Delta\lambda$	780 – 1400	> 10	0,011	6000/α

Table 6.1 Eye Module		Emission limits for risk groups of continuous wave lamps(based on EU directive 2006/25/EC)							P	
Risk	Action spectrum	Symbol	Units	Emission Measurement						
				Exempt		Low risk		Mod risk		
				Limit	Result	Limit	Result	Limit	Result	
Actinic UV	SUV( $\lambda$ )	Es	W·m <sup>-2</sup>	0,001	9,0e-07	-	-	-	-	
Near UV		E <sub>UVA</sub>	W·m <sup>-2</sup>	0,33	0,0e+00	-	-	-	-	
Blue light	B( $\lambda$ )	L <sub>B</sub>	W·m <sup>-2</sup> ·sr <sup>-1</sup>	100	3,86e-05	10000	-	4000000	-	
Blue light, small source	B( $\lambda$ )	E <sub>B</sub>	W·m <sup>-2</sup>	0,01*	-	1,0	-	400	-	
Retinal thermal	R( $\lambda$ )	L <sub>R</sub>	W·m <sup>-2</sup> ·sr <sup>-1</sup>	28000/ $\alpha$	6,3e-04	28000/ $\alpha$	-	71000/ $\alpha$	-	
Retinal thermal, weak visual stimulus**	R( $\lambda$ )	L <sub>IR</sub>	W·m <sup>-2</sup> ·sr <sup>-1</sup>	6000/ $\alpha$	2,2e+03	6000/ $\alpha$	-	6000/ $\alpha$	-	
IR radiation, eye		E <sub>IR</sub>	W·m <sup>-2</sup>	100	1,8e-02	570	-	3200	-	

\* Small source defined as one with  $\alpha < 0,011$  radian. Averaging field of view at 10000 s is 0,1 radian.  
 \*\* Involves evaluation of non-GLS source

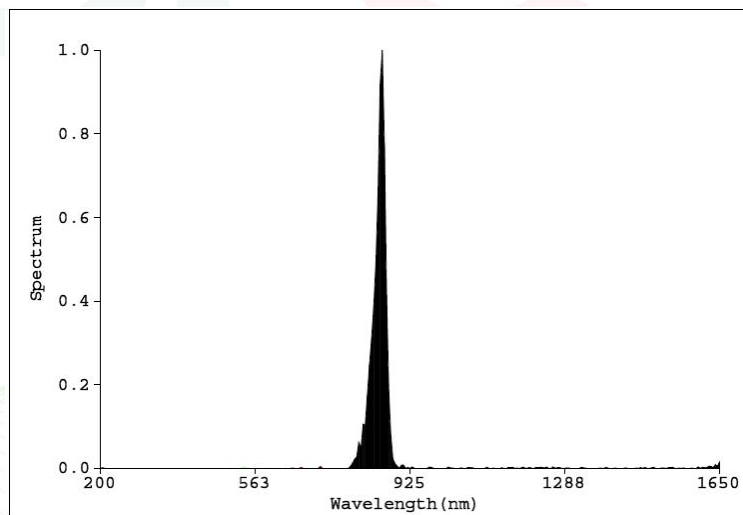
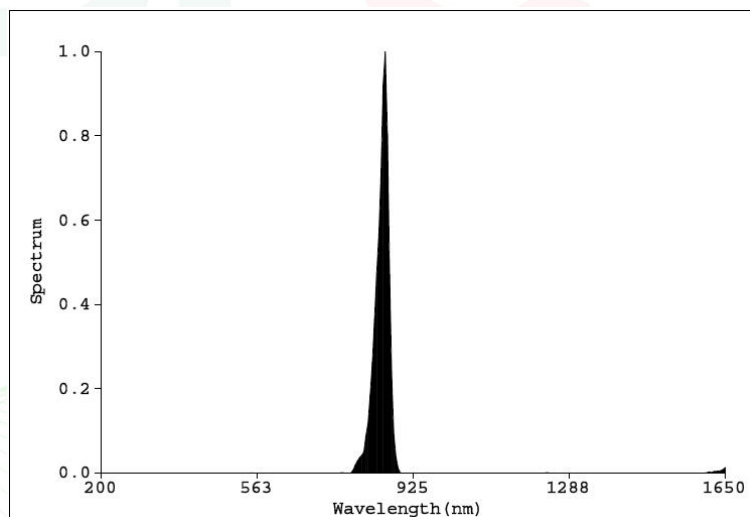



Table 6.1 Face Module		Emission limits for risk groups of continuous wave lamps(based on EU directive 2006/25/EC)							P	
Risk	Action spectrum	Symbol	Units	Emission Measurement						
				Exempt		Low risk		Mod risk		
				Limit	Result	Limit	Result	Limit	Result	
Actinic UV	SUV( $\lambda$ )	Es	W·m <sup>-2</sup>	0,001	0,0e+00	-	-	-	-	
Near UV		E <sub>UVA</sub>	W·m <sup>-2</sup>	0,33	0,0e+00	-	-	-	-	
Blue light	B( $\lambda$ )	L <sub>B</sub>	W·m <sup>-2</sup> ·sr <sup>-1</sup>	100	5,15e-05	10000	-	4000000	-	
Blue light, small source	B( $\lambda$ )	E <sub>B</sub>	W·m <sup>-2</sup>	0,01*	-	1,0	-	400	-	
Retinal thermal	R( $\lambda$ )	L <sub>R</sub>	W·m <sup>-2</sup> ·sr <sup>-1</sup>	28000/ $\alpha$	0,0e+00	28000/ $\alpha$	-	71000/ $\alpha$	-	
Retinal thermal, weak visual stimulus**	R( $\lambda$ )	L <sub>IR</sub>	W·m <sup>-2</sup> ·sr <sup>-1</sup>	6000/ $\alpha$	2,1e+04	6000/ $\alpha$	-	6000/ $\alpha$	-	
IR radiation, eye		E <sub>IR</sub>	W·m <sup>-2</sup>	100	4,8e-02	570	-	3200	-	

\* Small source defined as one with  $\alpha < 0,011$  radian. Averaging field of view at 10000 s is 0,1 radian.  
 \*\* Involves evaluation of non-GLS source



**ATTACHMENT 1(S)**

Photos of FFVR-INDEX-V2




Eye Module



**ATTACHMENT 1(S)**

Face Module



SLCS

**Test instruments**

Manufacturer	Description	Equipment ID	Model	Calibration Date	Calibration Due Date
EVERFINE	OPTICAL RADIATION SAFETY TEST SYSTEM	SLCS-S-154	OST-300	2026/04/28	2027/04/27

----- End of test report-----

